

2009



# DISTRIBUTORS CHOICE

INTRODUCING THE “**SLIDE**” SERIES CONTROL SYSTEMS



*“The Perfect Solution For Spa Service Professionals!”*

## The Ultimate in Retro-Fit Control Systems

The “SLIDE” series family of Hot Tub Control Systems were designed using Hydro-Quip’s 30 years of experience and the new versatile “SLIDE” heater feature. With just a few basic control boxes you will be able to retro-fit practically any spa ever made! Mount the heater where you need it - anywhere along the back of the control box utilizing the provided slide brackets, over, under or remote. You can now offer the maximum range of retro-fit controls while stocking a minimum number of systems.

*Reliable, Versatile, Affordable*



# HYDROQUIP™



Underwriters  
Laboratories Inc.®

# Revolutionary New "SLIDE" Heater & Control Systems



For over 30 years the Hydro-Quip name has been associated with quality and reliability in Hot Tub Controls. All systems can be powered with either 120 or 240 volts. In addition, all 240 volt equipment systems offer universal receptacles with 120 or 240 volt capability. As always, each of our systems are shipped with a complete installation kit including all equipment cords with molded plugs (standard & deluxe include lighted plugs), one of four spaside control panels with appropriately sized adapter plate, plumbing gaskets, tailpieces and thermowell. For safety, reliability, and serviceability, all models include color coded and keyed external receptacles.



## SLIDE Series Retro-Fit Kits






### ECONOMY

### 7000 SERIES

MODEL NUMBER		CS7109-US	CS7509-US
SLIDE HEATER		1.325/5.5kW Stainless Steel Flo-Thru	
RECEPTACLES	PUMP 1 120/240V	1 or 2-spnd	1 or 2-spnd
	PUMP 2 or BLOWER 120/240V	NO	1-spnd
	OZONE 120/240V	YES	YES
	CIRC / AUX 120/240V	NO	YES
	12V LIGHT	YES	YES
SPASIDE CONTROL			
SPASIDE P/N		34-0193	34-0200


### STANDARD

### 6000 & 4000 SERIES

MODEL NUMBER		CS6109-US	CS6209-US	CS6229-US	CS6239-US	CS6339-US
SLIDE HEATER		1.325/5.5kW Stainless Steel Flo-Thru				
RECEPTACLES	PUMP 1 120/240V	2-spnd	2-spnd	2-spnd	2-spnd	2-spnd
	PUMP 2 120/240V	NO	1-spnd	2-spnd	1-spnd	2-spnd
	BLOWER 120/240V	NO	YES	NO	YES	YES
	OZONE 120/240V	YES	YES	YES	YES	YES
	CIRC / AUX 120/240V	NO	YES	NO	YES	YES
	12V LIGHT	YES	YES	YES	YES	YES
HIGH CURRENT GFCI (-HC)		OPTION	OPTION	OPTION	OPTION	OPTION
PUMP MOUNT		CS4109-US	CS4209-US	CS4229-US	CS4239-US	CS4339-US
SPASIDE CONTROL						
SPASIDE P/N		34-0207	34-0208	34-0208	34-0197	34-0197

### DELUXE

### 9700 SERIES

MODEL NUMBER		CS9709-US
SLIDE HEATER		1.325/5.5kW Stainless Steel Flo-Thru
RECEPTACLES	PUMP 1 120/240V	2-spnd (programmable for 1-spnd)
	PUMP 2 120/240V	2-spnd (programmable for 1-spnd)
	PUMP 3 120/240V	1-spnd
	BLOWER 120/240V	YES
	CIRC PUMP 120/240V	YES
	OZONE 120/240V	YES
	AUX 120/240V	YES
	12V LIGHT	1-3 Levels of brightness
HIGH CURRENT GFCI (-HC)		OPTION
SPASIDE CONTROL		
SPASIDE P/N		34-0190A

All 120/240V receptacles are shipped in the default setting of 120V

## Safety

Although high current GFCI's are required by code on all portable spas, many manufacturers do not offer this as a built in option on their Hot Tub Controls. In lieu of a more expensive GFCI breaker panel, an optional built in high current GFCI is available on all standard and deluxe control systems manufactured by Hydro-Quip.

Contact your distributor for pricing and availability.

Specifications subject to change without notice.

As always, Hydro-Quip Control Systems come complete with our Installation Kit which includes the following:

Cords  
Spaside Control  
Spaside Adapter Plate  
Thermowell  
Operation & Installation Manuals  
Tail Pcs & Gaskets

