



Engineered for life



## AC/DC/AC Electronically Commutated Spherical Motor Centrifugal Pumps

### Applications

Specifically designed for the following uses:

- Water Circulation
- Chiller Systems
- Ozone Treatment
- Freshwater Aquarium Circulation

### Specifications

#### Pump:

- Max Capacities: 14 GPM
- Max Head: 20'
- Pipe Connections:
  - $\frac{3}{4}$ " and 1" Barb Suction and Discharge
  - $\frac{3}{4}$ " MPT Suction and Discharge
- Maximum Working Pressure: 50 PSI
- Maximum Temperature: 140° F
- Rotation: counter clockwise when viewed from the motor end

#### Motor:

- Electronically Commutated AC/DC/AC Spherical Motor
- Canned Spherical Motor Type
- 115 Volt 62 Watts 50/60 Hz, 3100 RPM
- 230 Volt 71 Watts 50/60 Hz, 3200 RPM
- Automatic Overload Protection

### Features

#### Compact Design:

Close coupled, space saving design provides easy installation.

#### Mounting:

Pump can be mounted horizontally or vertically with motor end down. Thermoplastic integrated pump bracket is adjustable to 4 different discharge angles.

#### Motor Bracket:

Thermoplastic motor bracket is adjustable to 4 different discharge angles.

#### Construction:

Available in 316SS fitted thermoplastic.

#### Ceramic Bearing Ball and Carbon Bearing Cap:

High density ceramic bearing ball and graphite impeller bearing cap designed for high efficiency and long life.

#### Impeller:

Highly efficient, clog resistant open impeller is dynamically balanced with carbon bearing for smooth ultra quiet operation.

#### Casing:

Casing is thermoplastic construction.

#### Mechanical Seal:

Unique patented design has no mechanical seal which is a potential leak path.

#### Motor:

Highly efficient and ultra quiet spherical motor design. Pump is designed for continuous operation. All ratings are within working limits of the motor.

#### Electronics:

Embedded microprocessor control is self protected against dry run conditions. Available with variable speed with PWM input or dial control (potentiometer) on the pump.

#### Noise level:

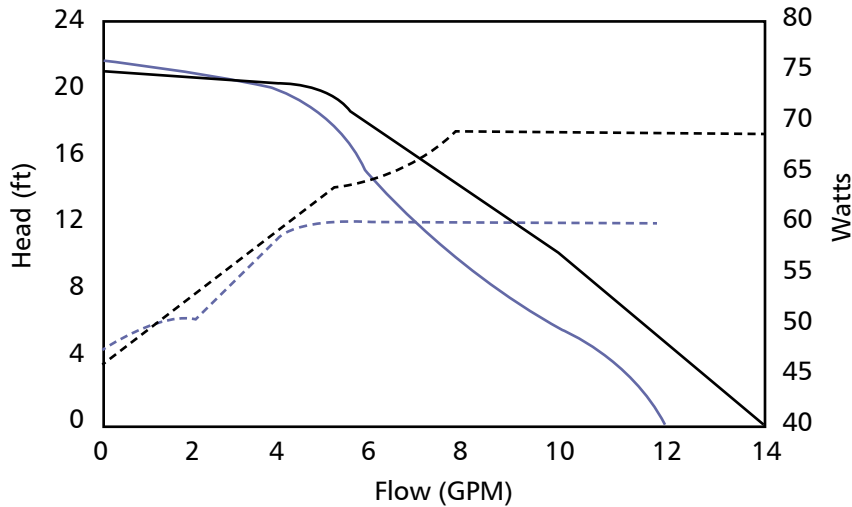
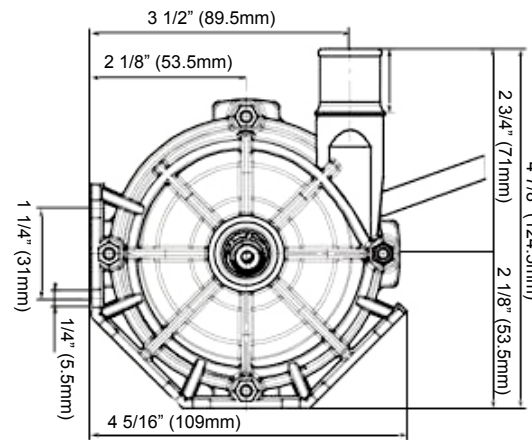
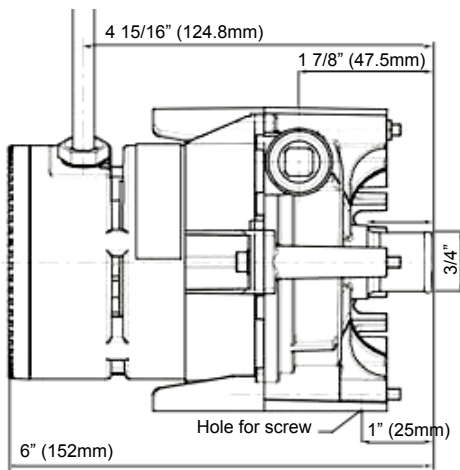
Whisper quiet, less than 40 db.

#### Weight:

Lightweight construction weighs less than 4lbs.

Materials of Construction (Wetted Parts)

Part	Materials
Pump Housing	Polyphenylene Oxide (PPO)
"O" Ring	EPDM or Viton
Impeller	Polyphenylene Oxide (PPO)
Bearing	Carbon/Allumina Ceramic
All Other Wetted Parts	316 Stainless Steel or Plastic



ITT  
3878 S. Willow, Suite 104  
Fresno, CA 93725  
Tel: (559) 265-4730 (800) 554-6853  
Fax: (559) 265-4740 (800) 453-7523  
www.lainginc.com

