



SRSmith RAIL FIT GUIDE

This Rail Fit Guide is to help you choose the right cover for your rail. Begin the installation by measuring 4 to 6 inches above waterline back to the deck or desired length.




DMS-100

Use a 10' cover to fit 1.9" in diameter.



DMS-101

Use a 8' or 10' cover to fit 1.9" in diameter.



DMS-102

Use a 10' cover to fit 1.9" in diameter.



DMS-103

Use a 10' cover to fit 1.9" in diameter.

Use a 4' cover to fit 1.625" - 1.9" in diameter.



P-Rail



SR-100 Spa Rail



RRH



Commercial Ring



Figure 4

Use a 6' cover to fit 1.9" in diameter.



Pool Rail with Flange

Use a 10' cover to fit 1.9" in diameter.



California Pretzel

Use a 8' or 10' cover to fit 1.9" in diameter.



2-Bend Rail

Use a 6', 8', or 10' cover to fit 1.9" in diameter.



3-Bend Rail

Use a 6', 8', or 10' cover to fit 1.9" in diameter.



KOOLGRIPS.COM