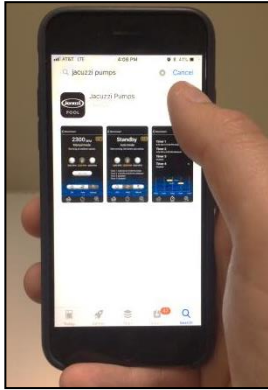


# JVX Bluetooth App Instructions

- ❑ Follow this step by step guide to download the app and get your JVX Pump up and running!

- ❑ **Step 1:** Download the app by searching “Jacuzzi Pumps” in the app store.



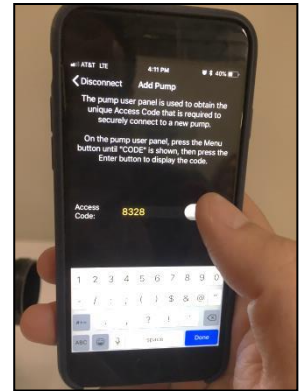
- ❑ **Step 2:** Press the menu button until you see the word “Code” appear on the screen.



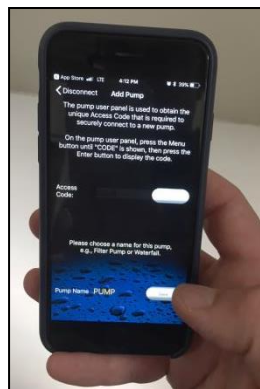
- ❑ **Step 3:** Press Enter and a 4 digit code will appear on the screen. Write it down.



- ❑ **Step 4:** Put the 4 digit code into your phone where it says “Access Code”. Press save.



- ❑ **Step 5:** Name your pump. In this example, we have named our pump, “PUMP”. Press save again.



- ❑ **Step 6:** Click the pump you have created (in this example, “PUMP”) and get started!

